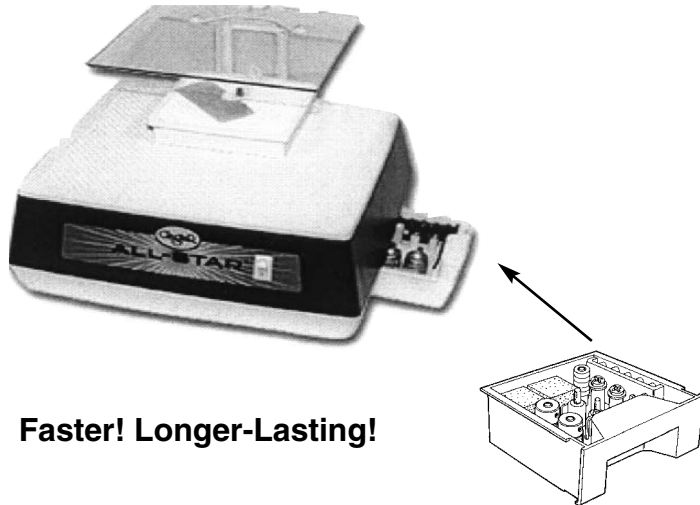


GLASTAR GRINDERS

Catalog # GR-8 "ALLSTAR" (115 VOLT STANDARD)
 Catalog # GR-8-220 "ALLSTAR" (220 VOLT special order only, specify country).



Faster! Longer-Lasting!

Designed and precisely crafted for safe, trouble-free operation, the Glastar unit features these unique advantages:

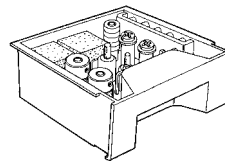

- A work surface 20% larger than any other grinder.
- A motor which produces 67% more torque than its nearest competitor (motor speed 1/9 HP, 3560 RPM).
- 42 inch-ounces breakdown torque.
- Permanent split capacitor motor design, which results in smoother and quieter operation.
- A glass eye shield with 8" x 9" lens that is more scratch-resistant than plastic lens.
- Permanently "bonded" diamond grinding surface on the 1" main grinding head and the 1/4" grinding/drilling head.
- Roller-type adjustable straight edge guide.
- Convenient coolant drain.
- Flexible rubber splash guard.
- Exclusive built-in accessory drawer.
- **U.L. Approved.**



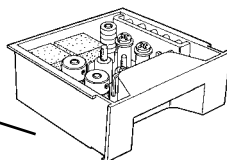
Catalog # GR-12 "SUPERSTAR II" (115 VOLT STANDARD)
 Catalog # GR-12-220 "SUPERSTAR II" (220 VOLT special order only, specify country).

Precision-engineered by Glastar, this powerful glass shaping machine offers durability and practicality with these fine features:

- Powerful 1/12 HP, 3450 RPM motor.
- 19 Inch-ounces breakdown torque.
- Permanently "bonded" diamond grinding surface on the 3/4" main grinding head and the 1/4" grinding/drilling head.
- Roller-type adjustable straight edge guide.
- Convenient coolant drain.
- Flexible rubber splash guard.
- Exclusive built-in accessory drawer.
- **U.L. Approved**



Catalog # GR-13 "DIAMOND STAR" (115 VOLT STANDARD)
 Catalog # GR-13-220 "DIAMOND STAR" (220 VOLT special order only, specify country).



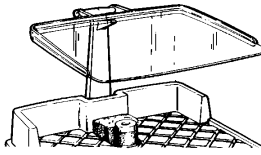
The same high quality standards developed for Glastar's professional grinders have been applied to the *Diamond Star* to provide all the power and performance features you need, in one economical, conveniently compact machine.

- Powerful 1/18 HP, 3450 RPM motor.
- 14 Inch-ounces breakdown torque..
- Long-lasting 3/4" plated grinding head.
- Convenient coolant drain.
- Flexible rubber splash guard.
- Exclusive built-in accessory drawer.
- **U.L. Approved**



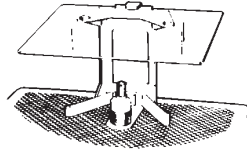
GLASTAR ACCESSORIES

Catalog # GA-1 EYESHIELD




For use with Superstar, Starlet and older style Glastar only. Most users prefer this shield to wearing safety glasses because it keeps the glass chips from striking the face and hair.

Catalog # GA-2 EYESHIELD SUPPORT



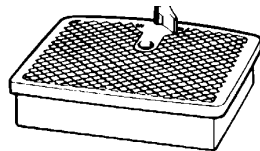
This eyeshield support is standard on Allstar and can be used on Superstar and Inland grinders. Glass is not furnished with this accessory. Any size piece of double strength glass can be used with this support. The glass lifts in and out of the support easily.

Catalog # GA-3 ALLSTAR TOP PLATE



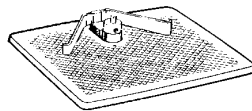
Open grid work surface. Includes splash guard. Standard replacement for Allstar grinder only.

Catalog # GA-4 ALLSTAR MINI TOP PLATE



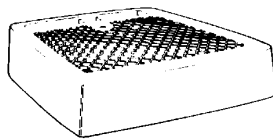
The mini table provides a work surface on which to rest glass when grinding with a 1/4" or 1/8" head. When the mini table is plugged into the work surface, the water pump automatically pumps a stream of water through the table to 1/4" or 1/8" grinding head. When the mini table is lifted off the work surface, the water pump is automatically disconnected. Standard replacement for Allstar only.

Catalog # GA-5 SUPERSTAR TOP PLATE



Open grid work surface. Includes splash guard. Standard replacement for Superstar grinder only.

Catalog # GA-6 UNIVERSAL MINI TOP PLATE




Provides support for glass when grinding with 1/4" or 1/8" head. Pegs keep the table in position when grinding. The water well in the mini table supplies enough water for approximately 30 minutes of grinding. For use on Superstar and Inland grinders.

Catalog # GA-7 STARLET TOP PLATE



Includes splash guard. Standard Replacement for Starlet grinder only.

Catalog # GA-8 STRAIGHT EDGE GUIDE



Standard on Allstar grinder. Permits one to grind straight-sided rectangles to an exact size. Fitted with 5 nylon rollers that do not wear out with use. The glass is pushed between the rollers and the grinding head. May be used on Superstar and Inland grinders.

Catalog # GA-9 **REPLACEMENT SPONGES**



Grinder bit replacement sponge for use with all Glastar grinders.

Catalog # GA-11 **TRAY INSERT PKG OF 3**



Grinder reservoir tray, designed to fit GLASTAR, superstar 2 and diamondstar grinders. Makes cleanup a breeze.

Catalog # GA-14 **COMBINATION EDGE SET**



Combination edge set includes extra long adjustable straight edge guide, 10degree lamp miter guide and 45 degree miter guide.

Catalog # GA-SP120 **DIAMOND HAND PAD 120**
Catalog # GA-SP220 **DIAMOND HAND PAD 220**
Catalog # GA-SP400 **DIAMOND HAND PAD 400**



Diamond sanding pads are a foam backed brass plate with diamond empragnated surface for sanding edges of glass to be smooth.

GLASTAR SPECIALTY BITS

Catalog # GB-3/4L **3/4" LAMP HEAD**
Catalog # GB-3/4LF **3/4" LAMP HEAD FINE**
Catalog # GB-3/4RD **3/4" RADIUS HEAD**
Catalog # GB 3/4RDF **3/4" RADIUS HEAD FINE**
Catalog # GB 3/4RP **3/4" RIPPLE HEAD**
Catalog # GB 3/4RPF **3/4" FINE RIPPLE HEAD**



Lamp head is desinged to put a shallow miter on the edges of the glass for tighter fitting pieces on lamp construction. The radius head is designed to put rounded edges on 1/8" glass. The ripple bit is designed to take the ripples off of the edges of the glass to allow the foil to stick more evenly.

2mm BEAD REAMER HEAD
Catalog # GB-BM2

3mm BEAD REAMER HEAD
Catalog # GB-BM3



This grinding head is specially designed for reaming holes in beads.

JEWELRY GRINDING HEAD
Catalog # GB-J



This grinding head is specially designed for grinding a groove into the edge of glass for wire wrapping.

GLASTAR BITS

Catalog # GB-1/8
Catalog # GB-1/8F

1/8" BIT (100 grit)
1/8" FINE BIT (220 grit)



For use on any Glastar or Inland grinder. Can be used in exactly the same fashion as the 1/4" head. Used mainly for drilling holes. Estimated life 12-25 hours. GB-A adapter required on all machines except GR-8 and GR-9.

Catalog # GB-1/4
Catalog # GB-1/4F

1/4" BIT (100 grit)
1/4" FINE BIT (220 grit)



For use on any Glastar or Inland grinder. Attaches to the motor shaft above the main head. Glass must be elevated above the main work surface to use this head. May also be used to grind holes in glass, but is not intended for production-hole drilling. Estimated life 25-50 hours. GB-A adapter required on all machines except GR-8 and GR-9.

Catalog # GB-A


ADAPTER



Adapter for the 1/4" or 1/8" Glastar heads when used on any grinder with 5/16" shaft except GR-8 and GR-9.

Catalog # GB-5/8
Catalog # GB-5/8F

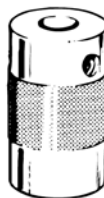
5/8" BIT (100 grit)
5/8" FINE BIT (220 grit)



For use on GR-9 (Starlet) only. Estimated life-60-120 hours.

Catalog # GB-3/4
Catalog # GB-3/4C
Catalog # GB-3/4F

3/4" BIT (100 grit)
3/4" COARSE BIT (60 grit)
3/4" FINE BIT (220 grit)



This is the standard head on GR-12 (Superstar II). It will also fit the GR-13 (Diamond Star), Wiz and Wizling with no modification. Estimated life 200-300 hours.

Catalog # GB-1
Catalog # GB-1C
Catalog # GB-1F

1" BIT (100 grit)
1" COURSE BIT (60 grit)
1" FINE BIT (220 grit)



This is the standard head on Glastar's GR-8. It will also fit the Inland Wizard. Grinds 33% faster and lasts 33% longer than the 3/4" head. It has a full 5/8" band of diamonds. Estimated life 250-400 hours.

TECHNIGLASS QUICK FIT BITS

QUICK FIT BIT SYSTEM


Catalog # QFBS100-1 QUICK BIT SYSTEM 100 1"
Catalog # QFBS100-3/4 QUICK BIT SYSTEM 100 3/4"
Catalog # QFBS200-1 QUICK BIT SYSTEM 200 1"
Catalog # QFBS200-3/4 QUICK BIT SYSTEM 200 3/4"

100 series fits
Glastar-G3,G4,G7,
G12 & G14

QUICK FIT REPLACEMENT SLEEVES

Catalog # QFB-1 1" STANDARD QUICK FIT Diamond Tech.
Catalog # QFB-1C 1" COARSE QUICK FIT
Catalog # QFB-1F 1" QUICK FIT FINE
Catalog # QFB-3/4 3/4" STANDARD QUICK FIT
Catalog # QFB-3/4C 3/4" COARSE QUICK FIT
Catalog # QFB-3/4F 3/4" QUICK FIT FINE

200 series fits
Glastar G8
& European grinders



INLAND GRINDERS

WIZARD 4 DIAMOND GRINDER

Catalog #

GR-18 (115 VOLT STANDARD)

GR-18-220 (220 VOLT special order only, specify country)

Quality and value is what it's all about. Compare these features.

- Motor (115V) Thermally Protected, fan cooled.
- Power; 40 oz-in torque, 1/9 Horsepower, 3,550rpm.
- Construction; High Impact ABS housing.
- Work Surface; 14 1/2" wide x 11 1/2" deep.
- Height; Approximately 6 1/2" high.
- Weight; 11 pounds shipping weight.
- Storage compartment for accessories.

The Wizard IV machine will offer professionals the size and power they want, at an economical price.



 inland

IMPULSE™ DIAMOND GRINDER

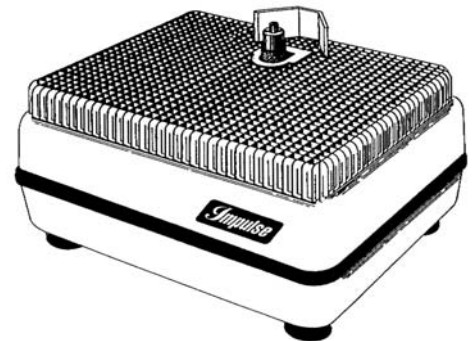
Catalog #

GR-14 (115 VOLT STD)



GR-14-220 (220 VOLT special order only, specify country)

Quality and value is what it's all about. Compare these features.

- Covered by 5 year warranty.
- Touch Top™ work surface runs only when you are ready to grind which increases motor life.
- 3 way, on-off-auto, control switch.
- Large, reversible, double life, 9" x 10" work surface.
- Easy to clean, removable reservoir.
- 1/8" horsepower motor.
- Stable, low profile design.
- One 1/4" and one 1" diamond grinding heads included.



 inland



Touch top work surface starts when you touch it, stops when you're done!

Lock down, pop-off reservoir is easy to clean because it's removable.

AERO™ DIAMOND GRINDER

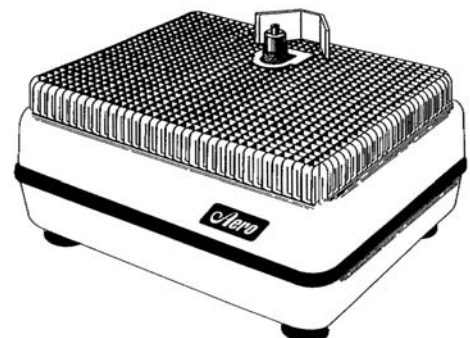
Catalog #

GR-15 (115 VOLT STANDARD)

GR-15-220 (220 VOLT special order only, specify country)

Quality and value is what it's all about. Compare these features.

- Covered by 5 year warranty.
- Touch Top™ work surface runs only when you are ready to grind which increases motor life.
- 3 way, on-off-auto, control switch.
- Large, reversible, double life, 9" x 10" work surface.
- Easy to clean, removable reservoir.
- Quiet, long-life motor with 1/8 horsepower.
- Stable, low profile design.
- One, 3/4" diamond grinding head included.



 inland

WizlingCG™ DIAMOND GRINDER

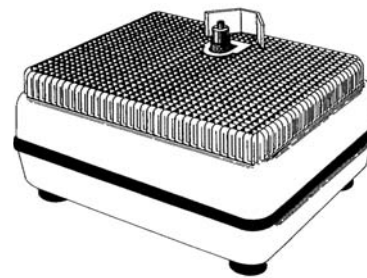
Catalog #

GR-16 (115 VOLT STANDARD)

GR-16-220 (220 VOLT special order only, specify country)

Quality and value is what it's all about. Compare these features.

- Large, reversible, double life, 9" x 10" work surface.
- Easy to clean, removable reservoir.
- Quiet, long-life motor with 1/16 horsepower.
- Stable, low profile design.
- One, 3/4" diamond grinding head included.



WizCG™ DIAMOND GRINDER

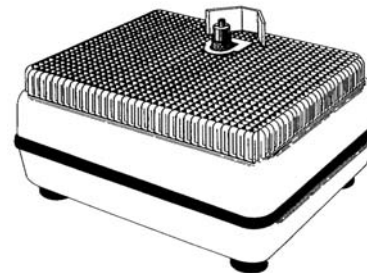
Catalog #

GR-17 (115 VOLT STANDARD)

GR-17-220 (220 VOLT special order only, specify country)

Quality and value is what it's all about. Compare these features.

- Large, reversible, double life, 9" x 10" work surface.
- Easy to clean, removable reservoir.
- 1/16" horsepower motor.
- Stable, low profile design.
- One 3/4" and one 1/4" diamond grinding heads included.



INLAND DISC GRINDER

TWINSPIN™ DISC GRINDER/ ROUTER

Catalog #

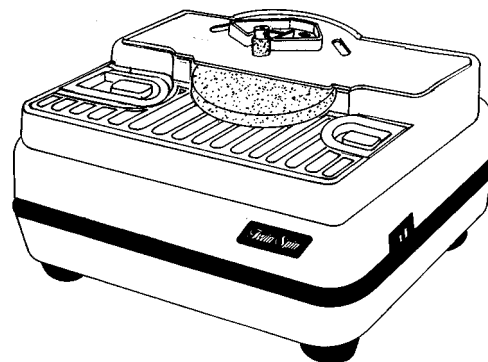
TS-1 (115 VOLT STD)

TS-1-220 (220 VOLT special order only, specify country)

Only disc grinder that the user can grind either on top or the outer edge of the disc. This unit is a disk grinder, a router with a 5" wheel and "Touch-Top" Impulse™ grinder with a 1" and 1/4" grinder head.

Disc has 100% diamond concentration. The entire usable surface is covered for your use.

Takes about a minute to convert from a Twinspin™ to an Impulse™ grinder.



TWINSPIN™ RETRO KIT

Catalog # TS-1RK

This kit converts your standard Impulse™ grinder into a TWINSPIN™ disc grinder as listed above.


TWINSPIN™ REPLACEMENT DISCS

Catalog #

TS-1DISK Standard Grit

TS-1DISKF Fine Grit

TS-1DISKSF Super Fine Grit.



TWINSPIN™ BEVELER KIT

Catalog #

IA-50006 3-Step Beveler Kit

3-Step Beveler Kit includes all wheels, pads, drip kit and polishing compound.

TWINSPIN™ BEVELER KIT REPLACEMENT PARTS

IA-40815 Coarse Beveling Wheel Replacement

IA-40825 Fine Beveling Wheel Replacement

IA-50007 5" Polishing Pad (2pkg) Replacement












IA-50010 2.5" Polishing Pad (2pkg) Replacement

A-50008 Water Drip Lit. Fits TWINSPIN & BEVELER KIT.



INLAND DIAMOND GRINDING HEADS

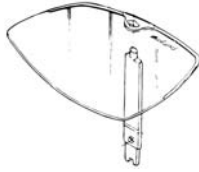
SuperBond™ Bits are the longest lasting grinder bits available. A unique bonding process doesn't just coat or plate the bit, but actually bonds to the metal -- a major difference. And the result is a grinding bit that will perform much longer than standard bits. Double Diamond™ Bits have a double layer of diamond crystal using a process developed by Inland. These bits have twice the diamond of Speed Grit Bits are a grinder head that is coarser grit which allows the head to grind faster but can create rougher edges. Fine grit bits have a finer grit which gives a smoother finish and less chipping but takes more time to remove glass material. The standard bits are equivalent to the heads your grinder came with.

<p>Catalog # WB-1 (STD) WB-1S Speed Grit WB-1SB Super Bond WB-1DD Double Diamond</p> 	<p>For regular grinding. 3/4" diameter 5/8" long diamond section, 5/16" shaft hole. Fits Inland Wizard, Wiz, and Wizling, Glastar Superstar, Superstar II, and Diamond Star.</p>	<p>Catalog # WB-8 (STD) WB-8S Speed Grit WB-8SB Super Bond</p> 	<p>For drilling only. 1/4" diameter head, 5/16" shaft hole. Fits all grinders except Glastar Starlet.</p>
<p>Catalog # WB-6</p> 	<p>For drilling and regular grinding, 3/4" diameter with 5/8" long diamond section, 1/4" diameter drill head, 5/16" shaft hole. Fits Inland Wizard, Wiz, and Wizling, Glastar Superstar, Superstar II, and Diamond Star.</p>	<p>Catalog # WB-9 (STD) WB-9S Speed Grit WB-9SB Super Bond WB-9DD Double Diamond</p> 	<p>For fast grinding. 1" diameter, 5/8" long diamond section, 5/16" shaft hole. Fits Wizard grinder only.</p>
<p>Catalog # WB-18</p> 	<p>Lamp Bit™ grinds 9° or 18° mitre on lampshade pieces. Fits Inland Wizard, Wiz, and Wizling, Glastar Superstar, Superstar II, and Diamond Star.</p>	<p>Catalog # WB-1R</p> 	<p>Ripple Bit™ has a contoured surface for thinning edges of irregular or thick glass. Fits Inland Wizard, Wiz, and Wizling, Glastar Superstar, Superstar II, and Diamondstar.</p>
<p>Catalog # IA-40100 For Inland and Glastar grinders IA-40100DT For Diamond Tech grinders.</p> 	<p>Adapter for Inland Drop On™ bits. These bits are same as others except can be slid on and off instead of allen wrench clamping and unclamping. When one changes grits or sizes frequently. Classes use these a lot for students student buys bit only for class.</p>	<p>Catalog # IA-40090 For Inland and Glastar grinder.</p> 	<p>Adapter for Inland Drop On™ bits. This adapter is same as IA-40100 but is designed to be used without a sponge system. The spiral design on the bottom sends the water from the reservoir up to the grinding surface.</p>
<p>Catalog # IA-40101 (STD) IA-40102 Speed Bit IA-40103 Fine Grit</p> 	<p>Drop On™ quick change bit for regular grinding. 3/4" diameter 5/8" long diamond section. For use with adapters IA-40100 and IA-40100DT</p>	<p>Catalog # IA-40111 (STD) IA-40112 Speed Bit IA-40113 Fine Grit</p> 	<p>Half Drop On™ quick change bit for regular grinding. 3/4" diameter 5/16" long diamond section. For use with adapters IA-40100 and IA-40100DT</p>
<p>Catalog # IA-40901 (STD) IA-40902 Speed Bit IA-40903 Fine Grit</p> 	<p>Drop On™ quick change bit for regular grinding. 1" diameter 5/8" long diamond section. For use with adapters IA-40100 and IA-40100DT</p>		

INLAND ACCESSORIES

FACE SHIELD

Catalog # IA-1



An important accessory for any router. The viewing area is 8" x 9". It's precision molded of high strength, optical quality acrylic. A unique "lock-in" system allows you to rotate the shield to any one of four positions. The face shield is a valuable accessory that fits Wizard, Wiz and Wizling grinders.

FLEXSHAFT

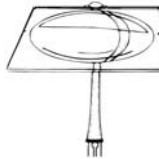
Catalog # IA-5



The FlexShaft turns your grinder motor into a hand held engraving, drilling, and shaping tool. The FlexShaft works with any glass grinder.* Fits any 5/16" Shaft motor.

MAGNA SHIELD

Catalog # IA-9



The face shield with a magnifying glass built in. The shield is 5 1/4" x 5 3/4" with a 4" diameter viewing area. Constructed from high impact plastic, the Inland Magna shield fits Wizard, Wiz, Wizling, Superstar and Starlet grinders.

OPEN-GRID WORK SURFACES

Catalog #


IA-6 Touch Top And CG Grinders

IA-6A WIZARD

IA-6B WIZ/WIZLING(POP TOP STYLE GRINDER)

IA-6C WIZ/WIZLING(OLDER STYLE GRINDER)

Ground glass simply falls through square holes into the reservoir and away from your glass. Available in white only.



2ND STORY-GRINDER WORK SURFACE

Catalog # IA-6D



Second story work surface for use with 1/8" and 1/4" drilling heads. Fits all Inland, & Glastar grinders.

THE SUPER JET BIT COOLING SYSTEM

Catalog # IA-12

THE ALLSTAR IMPELLER KIT

Catalog # IA-12-I



The Super Jet Bit Cooling System allows you to drill holes in glass without the use of a sponge. It is used to provide additional "super cooling" for regular grinding bits as well as for drilling bits. The kit includes a water impeller plus three mini work surfaces to perform different grinding functions for different bits.

COMBINATION SQUARE

Catalog # 306090



It's an ambidextrous glass cutting square, a 30° 60° 90° layout device, a 9 1/2" ruler, a circle layout template, a radius template, a squareness checking device, and a straight-edge guide for the Wizard, Wiz and Wizling grinders.

GRYPHON GRINDERS

GRYPHON TWISTER CONVERTIBLE GRINDER

Catalog # GR-20

The Gryphon Twister offers a revolutionary advance in comfort. By simply rotating the base, the grinding surface converts from horizontal to inclined allowing you to sit down and work without hunching over to see what you are doing. An automatic pump supplies a constant flow of water directly to the bit, no sponge is needed. Gryphon Slip-on Bits are the industries easiest to change. The bits slip onto the shaft adapter and held securely in place with a slight twist. To remove a bit, you simply lift straight up. 1" and 3/4" bits are easily interchanged in seconds without tools or levers. It is packaged complete with 1", 3/4" and 1/4" bits as well as second story work surface, splash guard, and eye shield.



GRYPHON GRYPHETTE GRINDER

Catalog # GR-19

The Gryphette offers the best value in a glass grinder today. The small enclosure houses a surprisingly powerful DC motor. Even when using 1" grinding bits, it is virtually impossible to stall the motor. The GRYPHETTE is the perfect grinder for the occasional glass artist, student or classroom. The low cost and convenient size will be appreciated by everyone who does not require the features of a larger grinder. Includes 1-3/4" conventional bit, and splash guard. Optional face shield is available. Accepts all standard bits. 5 YEAR WARRANTY.



GRYPHON GRINDER SLIP BITS AND ACCESSORIES

Catalog #

Description

SB-K	Slip Bit Kit (1" & 3/4" bits w/shaft adapter)
SB-A	Slip on Bit shaft adapter
SB-3/4S	3/4" Slip on Bit Standard 2PK.
SB-3/4F	3/4" Slip on Bit Fine 2PK.
SB-3/4SP	3/4" Slip on Bit Power 2PK.
SB-1S	1" Slip on Bit Standard 2PK.
SB-1F	1" Slip on Bit Fine 2PK.
SB-1SP	1" Slip on Bit Power 2PK.
GGA-1	Face Shield for GRYPHETTE

SOLD 2/CARD



With the Gryphon slip on bits no tools are needed for removing the bit, just pull it straight off of the shaft adapter.

MIKA GRINDING HEADS

MIRROR HEAD
Catalog #
ME-6F



3/4" mirror head. This head gives a decorative edge to the glass putting a slight beveled edge on top and bottom with a finer finish than regular heads. Made in Germany.

MIRROR HEAD
Catalog #
ME-5F



1" mirror head. This head gives a decorative edge to the glass putting a slight beveled edge on top and bottom with a finer finish than regular heads. Made in Germany.

BEVEL HEAD
Catalog #
ME-8SF



3/8" grinding surface 120 degree super fine beveling head. For use in beveling a frosted edge or easing the assembly of 3 dimensional projects. Made in Germany.

MITER HEAD
Catalog #
ME-9S



3/8" grinding surface 45 degree super fine beveling head. For use in beveling a frosted edge or easing the assembly of 3 dimensional projects. Made in Germany.

JEWELRY HEAD
Catalog #
ME-10S



Jewelry Bit. Disc like grinding surface 1/16" thick for putting groves around the edges of your fused jewelry pieces to accept the wire wrap. Made in Germany.

GRINDER ACCESSORIES

FOOT SWITCH
Catalog # IA-2




Once you use a foot switch you'll never be without one, and until you try it, you'll never know how handy it is! Just plug your router into it and it frees your hands for your work. It saves time, it's durable, and installs in seconds! Fits all grinders. Rated for 10 AMPS, 1/2 HP, 125 V. With 3 prong ground plug.

Catalog # IA-8
GRINDER STATION



This folded vinyl splash stop works well with most any grinder. Descriptions, tips and instructions for the Inland grinder accessories and bits are printed on the inside.

Catalog # GA02
SPLASH GUARD
BY MORTON



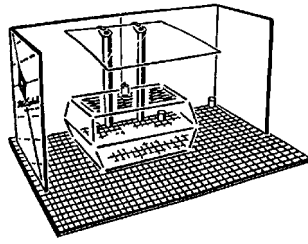
Keep your work area clean of grinder mess with the Morton splash guard. Fits around most any grinder.

SAFETY SPLASH BY MORTON

Catalog #

GA03 SAFETY SPLASH

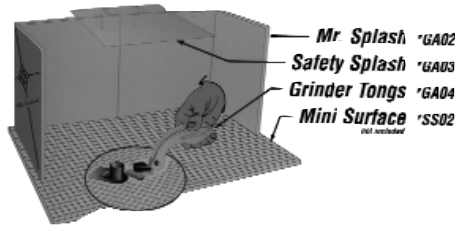
GAR5 REPLACEMENT LENS



A safety splash eyeshield designed for use with the Morton Surface. Replacement lenses come 5 per package.

GRINDER STATION COMBO

Catalog # GA01



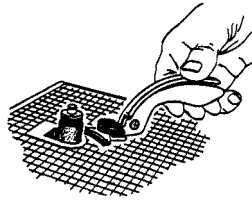
This Combo comes with Catalog # GA02 (Mr. Splash), GA03 (Safety Splash) and GA04 (Grinder Tongs) to protect your home and keep you safe.

GRINDER TONGS BY MORTON

Catalog # GA04

REPLACEMENT PAD FOR TONGS

Catalog # GAR6



The Morton Grinder Tongs have a duckbill design which helps hold the glass square to the grinder head. Because the glass is held secure and square, it is easy to safely and accurately grind small pieces of glass without fear of cut fingers.

ACCESSORIES

GLASTAR GLASS GRIPPER

Catalog # GGG-1



A sturdy set of tongs for holding small pieces of glass while grinding. Made in Germany.



GRINDER COOKIE

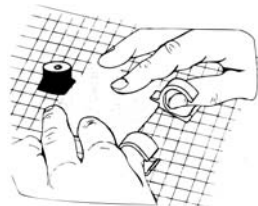
Catalog # GC



Positions and holds glass in place while you are grinding, saves wear and tear on fingers and extends the life of your grinding head.

THUMB PUSHERS


Catalog # IA-10



This two-piece grinding accessory takes the pain and callouses out of grinding forever. Makes grinding faster and easier. It features flexible plastic construction, comfortable fit for all thumb sizes, protects fingernails when grinding glass and a bottom slot that secures the glass for better control.

“THE MAGIC TOUCH”

Catalog # IA-11



Keep your fingers from getting ground when grinding those little pieces. Use “The Magic Touch.”

INLAND DIAMOND CORE DRILLS

DIAMOND CORE DRILLS

The diamond core drills shown in this catalog can be used on glass and a wide variety of other materials. They are suitable, for example, to be used on mirror, ceramic, ceramic tile, slate, plastic, fiberglass, stone, pottery, etc.

Inland core drills should be used in a drill press. They are designed to be used wet. A pool of water and coolant should surround the core drill when using it. This will promote efficient cutting and long life.

The sizes range from 1/4" in diameter to 4" in diameter. The range includes 21 different popular sizes. You'll find these core drills are easier and safer to use than spearpoint drills. In most cases, they are more economical. See chemical section for router coolant.

Catalog #	Drill Size	(mm)	Shank Size	
CD-1/4	1/4"	6	3/16"	
CD-3/8	3/8"	10	3/16"	
CD-1/2	1/2"	13	3/16"	
CD-5/8	5/8"	16	3/8"	
CD-3/4	3/4"	19	3/8"	
CD-7/8	7/8"	22	3/8"	
CD-1	1"	25	3/8"	
CD-1-1/16	1-1/16"	27	3/8"	
CD-1-3/16	1-3/16"	30	3/8"	
CD-1-1/4	1-1/4"	32	3/8"	
CD-1-3/8	1-3/8"	35	3/8"	
CD-1-1/2	1-1/2"	38	3/8"	
CD-1-3/4	1-3/4"	44	3/8"	
CD-2	2"	50	3/8"	
CD-2-1/8	2-1/8"	53	3/8"	
CD-2-1/4	2-1/4"	57	3/8"	
CD-2-1/2	2-1/2"	64	3/8"	
CD-2-3/4	2-3/4"	70	3/8"	
CD-3	3"	76	3/8"	
CD-3-1/2	3-1/2"	89	3/8"	
CD-4	4"	102	3/8"	

JEWELRY DRILLS

Drill Bits

Catalog #	Size
DD-1.4	1.4mm
DD-1.8	1.8mm
DD-2.1	2.1mm



These Triple Ripple™ drill bits have twice the life and cutting rate of standard drills. Three flutes allow cuttings to be flushed away and decreases frontal contact and drag.

GLASTAR DIAMOND GLASS DRILLS

1/8" GLASS DRILL

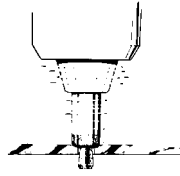
Catalog # DD-1/8

1/4" GLASS DRILL

Catalog # DD-1/4

3/8" GLASS DRILL

Catalog # DD-3/8



Use with any portable electric drill. Produces hundreds of clean holes in 1/8" glass with any speed drill. Needs only water as a lubricant. Much easier and safer than old fashioned spear point drill.

ELECTRIC ENGRAVER

DIAMOND TIPPED ELECTRIC ENGRAVER

Catalog # GE-1

REPLACEMENT TIPS FOR #GE-1

CONE ENGRAVING TIP

Catalog # GE-1A

BALL ENGRAVING TIP

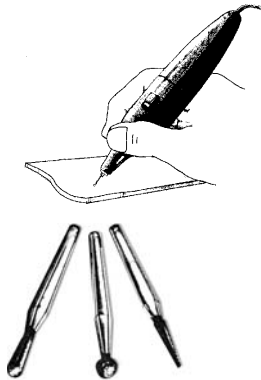
Catalog # GE-1B

INVERTED CONE ENGRAVING TIP

Catalog # GE-1C

LARGE BALL ENGRAVING TIP

Catalog # GE-1D



This product is a hand held, lightweight motorized engraver that utilizes changeable diamond-tipped tools. It can perform many different uses including: signing your stained glass pieces, decorative etching work on glassware, bevels, etc. It can also be used for engraving plastic, metal or wood. The engraver is sold with a diamond "ball" tip. Additional tips available are the "cone", "ball", "inverted cone" and "large ball".

Diamond Engraver Tips can be used for these and other creative uses:

- Engrave Security ID Numbers
- Sign Original Artwork
- Beautify Glassware
- Etch Bevels and Paperweights
- Lapidary Labeling

20 PC. TIP SET

Catalog# GE-1 SET

FOR USE WITH DREMEL TOOL ONLY

THESE TIPS DO NOT FIT GE-1



20 PC Set



GLASTAR DISC GRINDER

Catalog # DG-1 DISC GRINDER (115 VOLT STANDARD)

Catalog # DG-1-220 DISC GRINDER (220 VOLT special order only, specify country).

REPLACEMENT DISCS

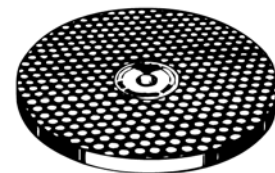
Catalog # DG-1A 180 GRIT, STANDARD

Catalog # DG-1B 360 GRIT, FINE

Catalog # DG-1C 100 GRIT, COARSE

Catalog # DG-1D 600 GRIT, EXTRA FINE

Features a high speed horizontal 6" disc designed specifically for straight edges. Grinds very rapidly and leaves a smooth edge on any piece of glass. Puts a 15° bevel on thick or uneven pieces, too. This single disc outlasts 100's of belts.



BADGER ABRASIVE GUNS

BADGER HOBBY ABRASIVE GUN

Catalog # SB-1



This abrasive gun can make any project easier and quicker and leaves the surface ready for refinishing. With the abrasive gun you can also etch designs. An ideal tool for prepping metal surfaces, stripping or antiquing furniture. The kit comes complete with: Gun and jar, 8' rubber air-hose with fittings 12 oz. jar of aluminum oxide and face safety mask.

BADGER PRESSURE REGULATOR

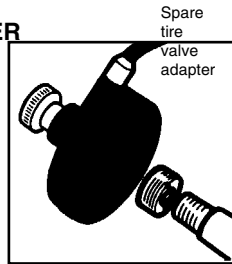
Catalog # SB-2



Made of high impact nylon with metal parts, adjusts propel can pressure from 10 to 50 PSI pressure. Control allows for finer adjustments of spray patterns. Prolongs life of propel. Used to adapt FS7814A propel can (see paint section) to SB-1 abrasive gun.

BADGER SPARE TIRE VALVE ADAPTER

Catalog # SB-3



A spare tire from the family car can be used as a power source. Simply insert the adapter into the proper regulator valve (50-200) and attach to spare tire. *Note: Tire must be inflated to 40 lbs. of air on a rim.*

ABRASIVE COMPOUNDS

BADGER 12 oz. ALUMINUM OXIDE

Catalog # GC-A12

BADGER 5 lb. ALUMINUM OXIDE

Catalog # GC-A5



Aluminum oxide abrasive is a fine powder specially formulated for use with the Badger Abrasive Gun.

SILICONE CARBIDE GRAINS

Catalog # GC-C60 60 grit

Catalog # GC-C100 100 grit

Catalog # GC-C150 120 grit

Silicone carbide grains are used for beveling and sandblasting glass. Sold by the pound or 50 pound bucket.

CERIUM OXIDE POLISHING COMPOUND

Catalog # GC-CO

Cerium oxide is used as the final stage on a felt wheel when beveling. May also be used for cleaning residue on glass. Sold by the pound or 44 pound bucket.

GRYPHON ZEPHYR RING SAW

GRYPHON ZEPHYR

Catalog # GDS-ZEPHYR

Catalog #

GDS-ZB

Blade only

GDS-IW

Idler Wheel

GDS-BELT

Drive Belt

GDS-DWB

Drive Wheel w/Bearing

GDS-RW

Rubber Drive Wheel



The Gryphon Zephyr Diamond Ring Saw allows you to cut in all directions with smooth and quiet operation. The Zephyr has a very large 18" x 18" work surface and 7" diameter blade. The motor assembly is a separate unit that can be removed from the water bath for hand held use on piece too large to use on the work surface.

Specifications:

- Motor: 1/3 hp Direct Drive DC Motor
- Speed: 3000 rpm
- Overall Dimensions: 18" x 18" x 11"
- Platform: 17 1/2" x 17 1/2"
- Blade: 7" Diameter
- Warranty: 3years

GRYPHON DIAMOND BAND SAW

GRYPHON DIAMOND BAND SAW MODEL C

Catalog # GDS-C

Catalog # GDS-2BD

BLADE BULK DIAMOND (2 per pkg)
(These blades have no warranty)

Catalog # GDS-2SP

SUPER POWER BLADE
(This blade has warranted life)

Catalog # GDS-5

REPLACEMENT TEFLON BLOCK

Catalog # GDS-7

C WORK SURFACE

Catalog # GDS-CS

RUBBER BELT SMALL (TOP)

Catalog # GDS-CL

RUBBER BELT LARGE (BOTTOM)

Catalog # GDS-BUSHING

WHEEL BUSHINGS ONLY

Catalog # GDS-MK

2 BANDS & BUSHINGS

Catalog # GDS-UWL

UPPER WHEEL REPLACEMENT

Catalog # GDS-WL

LOWER WHEEL

Catalog # GDS-S

LOWER WHEEL SHAFT

Catalog # GDS LSA

LOWER SHAFT ASSEMBLY



The Gryphon Diamond Band Saw has all the features you could possibly want from a work horse like this. Judge for your self:

- Faster Cutting – The Model C motor is the largest and most powerful in its class and is conservatively rated at 1/10th hp.
- Direct Drive – Lower cost and longer life due to fewer parts.
- Largest Work surface – Full one square foot platform easily supports large pieces of glass.
- Top Mounted Motor – Keeps the motor away from the water for safer, simpler, trouble free operation.
- Hidden Blade Guide – a noiseless guide mounted 1/4" below the glass ends the need for an upper guide, and also allows a clear view of your work while cutting.



GRYPHON OMNI-2 SAW

GRYPHON DIAMOND WIRE SAW

Catalog # GDS-OMNI-2

Replacement Blades: (3 blades per package)

Catalog #	Blade	Grit
GDS-OB3P	Power Blade	120
GDS-OB3SP	Super Power	100
GDS-OB3U	Ultra power	80
GDS-OB3T	Slitting Blade Super Power	100

REPLACEMENT PARTS:

Catalog #	Part
GDS-OC	WIRESAW BLADE CHUCK
GDS-OG2	WIRESAW GUIDE SET



SPECIFICATIONS

Max horsepower	1/4
Motor Speed	5000 rpm
Dimensions	19" tall 14" deep 13.5" wide
Throat	5.25"
Platform	1 sq. ft.
Blade Diameter	.063"
Blade Length	7"
Stroke	1 3/4"
Built in automatic pump recirculates water.	
Lighted work surface	
Instructional dvd included	
Built in finger guard	

Warranty 5 YEARS



GRYPHON WET BELT SANDER

GRYPHON WET BELT SANDER

Catalog # WBS-1G

Replacement Belts Pack of 2: (3" x 30")

Catalog #	Part
WB-80G	80 grit belt only
WB-120G	120 grit belt only
WB-400G	400 grit belt only
WB-CORK-G	Cork Polisher (1-ONLY)



SPECIFICATIONS

Motor Speed	3500 rpm
Belt Size	3" x 30"
Dimensions	17.5" wide 19" tall 9" deep
Reservoir	9 1/2" x 7 1/2"
Platform	Adjustable angle
Weight	16 LBS.

Comes with 3 belt (1-80 grit, 1-120 grit, and 1-400 grit)



TAURUS 2-2 RING SAW

TAURUS 2-2 RING SAW
Catalog # TR2-2

The Taurus 2-2 ring saw, includes one standard blade installed and ready to cut, a tool kit, manual, and spare parts. This saw packs a cutting thickness of up to approximately .039". This saw also offers omni directional cutting where most of its competitors can only cut in one direction.

Replacement Blades: (comes with 4 red and 3 yellow grommets and 2 hole reducers)

Catalog #	Blade Size	Grit
TR-50	.050 (STD)	50
TR-100	.031	100
TR-80S	.039 Separating Blade	80

Other Accessories:

Catalog #	Description
TR-BELT	DRIVE BELT
TR-GEAR	PACKAGE OF 10 (RED)
TR-GROOVE	PACKAGE OF 10 (YELLOW)
TR-PULLEY	BELT PULLEY EACH (BLUE)
TR-BEARING-R2	SMALL BEARING for yellow & red grommets
TR-BEARING-R4	LARGE BEARING for blue belt grommet
TR-HR	TAURUS 2-2 HOLE REDUCER
TR-M3X8	RING SAW, M3X8 SCREW, 4/GROMMET
TR2-RACEWAY	TR2 RACEWAY STRIPS/PAIR
TR-PKT2	PARTS KIT (1-Blade, 1-Belt, 1-Set of raceway strips, 6-Red gear grommets, 3-Yellow groove grommets, 1-Blue belt grommet with bearing, 2-Hole reducers, 5-R2 bearings and caps 3-R2 bearing screws, 1-Tube bearing oil)

TR2-AK ACCESSORY KIT 4 TR2-2
Kit includes instructional video, 2-Circle makes 1-45 degree cut off trangle, 1-10 degree lamp wedge 1-30-60-90 degree cut off triangle, 1-45 degree edger 1-Self contained spot light, 1-Plastic faceshield 2-Hole reducers.

TR2-2 Specifications

Motor	110 VOLT
Max horsepower	1/5
Blade diameter	5-3/4"
Blade thickness	0.039"
Height	12-1/2"
Width	18"
Length	10"
Weight	11 lbs.
Warranty	2 years



TAURUS 3 RING SAW

TAURUS 3 RING SAW
Catalog # TR3

The Taurus 3ring saw, includes one standard blade installed and ready to cut. This saw packs a cutting thickness of up to approximately .039". This saw also offers omni directional cutting where most of its competitors can only cut in one direction. The cutting unit can be removed from the water bath for use on large projects. It has a removable face shield, Integrated spot light. The Blade Stabilizer Foot & instructional video are included.

Replacement Blades: (now come with 2 orange grommets)

ALL BLADES FIT TARUS 2 - TARUS3 & TITAN MODELS

Catalog #	Blade Size	Grit
TR3-B	.050 (STD)	50 Standard Blade
TR-100	.031	100 Fine, Slim Blade
TR3-DB	.031 Dichroic Blade	180 Super Fine Slim Blade
TR-80S	.039	Separating Blade 80
TR3-MB	Mega Blade	
TR-SB	Slim Blade	
TR-SSB	Super Slicer Blade (for use with SUPER SLICER catalog #TR-SS)	

Other Accessories:

Catalog #	Description
TR-BELT	DRIVE BELT
TR3-GROOVE	ORANGE GROOVE GROMMET (sold singularly)
TR3-GROOVE-H	ORANGE GROOVE GROMMET W/HUB ASSEMBLY
TR-PULLEY	BELT PULLEY EACH (BLUE)
TR-BEARING-R4	LARGE BEARING for blue belt grommet
TR3-BS	BLADE STABLIZER FOOT
TR3-HR	TAURUS 3 HOLE REDUCER PK.of 24
TR-PKT3	PARTS KIT (1-Blade, 1-Belt, 2-Orange groove grommets with bearing installed, 2-Orange groove grommet replacements, & 5-Blue belt grommets with bearings installed.
TR3-AK	ACCESSORY KIT 4 TR3 Kit includes 2-Circle makes, 1-Bevel edge maker 1-45 degree cut off triangle, 1-10 degree lamp wedge 1-30-60-90 degree cut off triangle, 1-45 degree edger 1- Adjustable straight edge guide 1-Instructional DVD

TR3 Specifications

Motor	110 VOLT
Max horsepower	1/5
Blade diameter	5-3/4"
Blade thickness	0.039"
Height	12-1/2"
Width	18"
Length	16"
Weight	11 lbs.
Warranty	2 years


SUPER SLICER

Catalog # TR-SS

SUPER SLICER BLADE

Catalog # TR-SSB

The Base of the super slicer screws to the work surface of the Tarus 3 and acts as a guide for the super slicer ram and allows you to do repetative slicing of pattern bars and rods.



Base



Ram




TITAN SAW

TITAN SAW by GEMINI

Catalog # TR-TITAN

The TITAN is a wet table saw with a smooth cutting blade. Capable of cutting straight lines up to 12" long every time. It accomplishes this by way of a carriage tray that moves forward and backwards while it stays perfectly aligned with the rigid ring blade. Makes trimming a cinch. The TITAN comes with a Megablade (Catalog #TR3-MB) that cuts very fast and leaves an extremely smooth edge. The TITAN can expose a full 3" of blade allowing ease of cutting on pattern bars glass tiles, thicker glass castings, glass tubes, & rods even wine bottles and other tall and hollow pieces. Fantastic for hard to cut three dimensional blown glass pieces. The TITAN can also be used to cut curves both forward and backward in stained glass, tile, ceramic, stone and a host of other hard to cut materials. Included are 4 miter guide triangles for 45/90/30/60 degree angles. Also included is a users manual. 3 YEAR LIMITED WARRANTY.



Replacement Blades:

Catalog #

TRT-B

Mega Blade for TITAN

includes 1 small clear groove grommet
1 Lg. clear groove grommet
3-orange groove grommets



Other Accessories:

Catalog #

TR-BELT

DRIVE BELT

TR3-GROOVE

ORANGE GROOVE GROMMET (sold singularly)

TRT-SG

SMALL CLEAR GROOVE GROMMET W/BEARING

TRT-LG

LARGE CLEAR GROOVE GROMMET
(W/HUB, SPACERS & BEARING)

TRT-PK

PARTS KIT (1-Mega Blade, 1-Belt, 1 Sm. clear grommet with bearing installed, 3-Orange groove grommet replacements, & 4-Blue belt grommets with bearings installed, 1 Lg. clear groove grommet with hub installed.

GLASTAR BEVELER

GLASTAR BEVEL STAR (110 VOLT)

Catalog # GBEV1

GLASTAR BEVEL STAR (220 VOLT)

Catalog # GBEV1-220


The **Model G15 Bevel Star System** is an all-in-one grinding and polishing station and is designed for grinding and polishing of straight edges and outside curves.



Standard Features include:

- *Powerful 1/4 HP variable-speed-motor-adjustable from 0-2500 RPM
- *Efficient direct water hook-up system
- *Genesis™ diamond discs for rapid grinding
- *Convenient flush-mount 6" disc system allows use of entire disc surface
- *Quick-change between grinding and polishing steps
- *Advanced diamond resin pre-polished pad reduces final polish time
- *Optical quality polyester felt polish pad
- *Adjustable water spout makes directing water flow to entire disc fast and easy
- *Sturdy splash guard controls water overspray
- *Full one-year warranty

The Complete Bevel Star System Includes:



- (1) Model G15 Bevel Star Grinding/Polishing Station
- (4) 6" blank mounting discs
- (1) 6" 120 grit diamond roughing pad
- (1) 6" 400 grit diamond smoothing pad
- (1) 6" Diamond Resin Pre-polish pad
- (1) 6" polyester felt polish pad
- (1) Water hook-up kit
- (1) 1/2 lb. cerium oxide polishing compound
- (1) How to bevel guidebook/instruction manual

Replacement Parts For GBEV-1

Catalog # GBEV-120 6" x 120 Grit Diamond Pad

Catalog # GBEV-400 6" x 400 Grit Diamond Pad

Catalog # GBEV-RP 6" Resin Pad

Catalog # GBEV-FP 6" Felt Pad

Catalog # GBEV-BD 6" Blank Disc

Optional Accessories

Catalog # GBEV-PS Recirculating Pump System

Catalog # GBEV-W Water hook-up kit

ECONOMY GRINDING PRODUCTS

Items listed below are high quality japanese made diamond replacement products for most diamond grinders and saws made today. Items below are economically priced due to direct importing from the manufacturer.

SEAMLESS STAINLESS SAW BLADES

STANDARD BLADE

Catalog # EB-337 (3mm wide 37" long)



Fits Gryphon model C, Diamond Tech 1000 and 3000 and Inland Tiger saw and DB-100 saw.

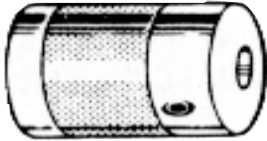
STANDARD BLADE

Catalog # EB-662 (6mm wide 61" 1/2 long)



Fits Diamond Tech 5000 saw

DIAMOND GRINDING HEADS



3/4" BIT

Catalog # EB-3/4



1" BIT

Catalog # EB-1"



1/4" SPEED BIT

Catalog # EB- 1/4 S



1/4" STD BIT

Catalog # EB-1/4 (screw on style)

3/4" SPEED BIT

Catalog # EB-3/4S

1" SPEED BIT

Catalog # EB-1S"

1/8" STD BIT

Catalog # EB-1/8 (screw on style)

NOTES